

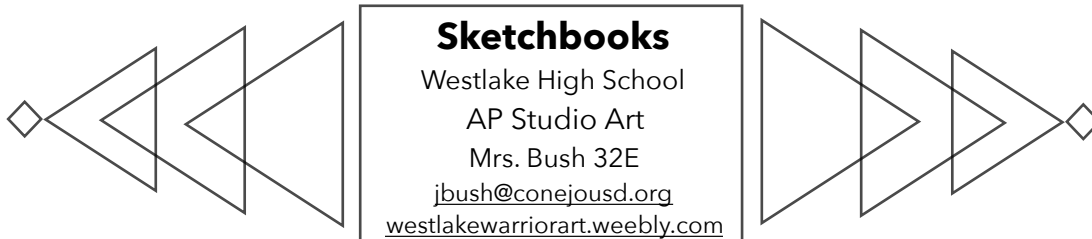
There will be 12 sketchbook assignments due per semester for a total of 24 for the year. Each sketchbook drawing is a minimum of 30 minutes of continuous drawing for full credit and are graded based on completion. Sketchbooks are checked every 4 sketchbooks (monthly) and if sketchbooks are not completed at that time then they can be turned in *for up to half credit* at the end of the sketchbook cycle. Please use a photographic reference or real life and a pencil.

Follow the weeks and choose ONE BULLET POINT between the options based on what you think you need to improve on most, or the most interesting prompt (choose more if it takes you less than 30 minutes). BE DETAILED! A fast drawing cannot be disguised as anything else.

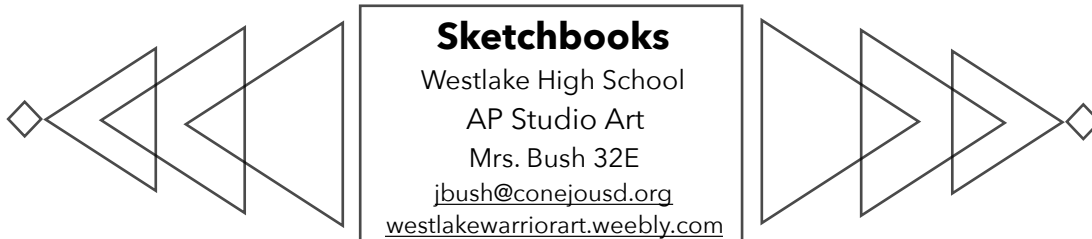
Label each sketchbook with the chosen drawing and the week (ex: Sketchbook Week 3- Instruction manual for a fanny pack).

Semester One:

<p>Sketchbook Week 1: <i>Observations:</i>  <i>Packet 1 DUE 9/23</i></p>	<ul style="list-style-type: none"> <li>• Just before your room is cleaned, draw it</li> <li>• Draw the contents of your refrigerator</li> <li>• Before the dishes are washed, draw them</li> <li>• Draw a pile of laundry waiting to get washed</li> </ul>
<p>Sketchbook Week 2: <i>People:</i>  <i>Packet 1 DUE 9/23</i></p>	<ul style="list-style-type: none"> <li>• Draw a portrait inside out</li> <li>• Draw a portrait of you and your friends as cards; the queen, king, and jack of spades</li> <li>• Draw your family as insects in a family portrait</li> <li>• Draw your portrait from the reflection of a shiny chrome object (ex: toaster, bowl, spoon)</li> </ul>
<p>Sketchbook Week 3: <i>Imagination:</i>  <i>Packet 1 DUE 9/23</i></p>	<ul style="list-style-type: none"> <li>• Dig a hole, put a whole in the hole, draw what is in the hole</li> <li>• Fill in the hole, cover up the whole, draw the covered hole</li> <li>• Draw an instruction manual on the Macarena</li> <li>• Draw an instruction manual for a fanny pack</li> </ul>
<p>Sketchbook Week 4: <i>Food:</i>  <i>Packet 1 DUE 9/23</i></p>	<ul style="list-style-type: none"> <li>• Draw raw chicken parts; cooked parts; after eaten parts</li> <li>• Draw a form fitting case made of steel that would fit an apple, pear, banana</li> <li>• Draw a form fitted case made of wood and lined with velvet for an apple, pear, and a banana</li> <li>• Draw the making of guacamole</li> <li>• Draw boiling pasta</li> </ul>

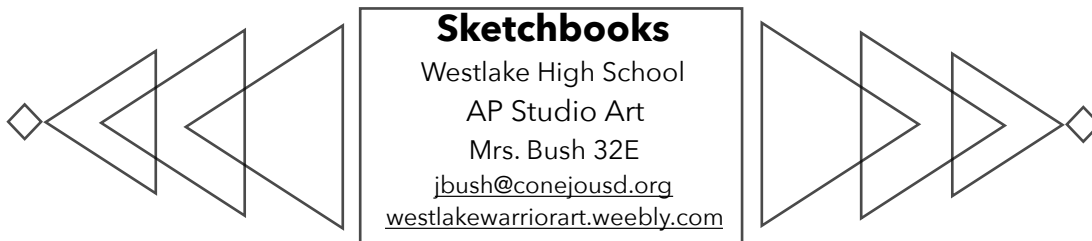


<p>Sketchbook Week 5: <i>Words or Phrases to Illustrate:</i>  <i>Packet 2 DUE 10/28</i></p>	<ul style="list-style-type: none"> <li>• Make a drawing that illustrates the phrase "I have come to a juncture in my life"</li> <li>• Make a drawing that illustrates the phrase "There is an insufficiency of intellect"</li> <li>• Make a drawing that illustrates the word "Haste"</li> <li>• Illustrate your favorite poem</li> </ul>
<p>Sketchbook Week 6: <i>Hands:</i>  <i>Packet 2 DUE 10/28</i></p>	<ul style="list-style-type: none"> <li>• Draw your hand against other parts of anatomy</li> <li>• Draw the hands of a gardener (no tracing/turkeys)</li> <li>• Draw your best friend's hands (no tracing/turkeys)</li> <li>• Draw hands holding each other (no tracing/turkeys)</li> <li>• Draw a-spelled-out word in ASL</li> </ul>
<p>Sketchbook Week 7: <i>Insects:</i>  <i>Packet 2 DUE 10/28</i></p>	<ul style="list-style-type: none"> <li>• Change the size relationship (scale) of the insect and something else (ex: building, ships, cars)</li> <li>• Draw a small comic strip of two bugs cracking jokes</li> <li>• Make a drawing of a cake decorated to be an insect, make it look delicious</li> </ul>
<p>Sketchbook Week 8: <i>Objects:</i>  <i>Packet 2 DUE 10/28</i></p>	<ul style="list-style-type: none"> <li>• Draw green army men (toy)</li> <li>• Draw Barbie and Ken, Draw Barbie's accessories</li> <li>• Make a drawing of a frozen object</li> <li>• Draw a wet object, make it look slick</li> </ul>
<p>Sketchbook Week 9: <i>Nature:</i>  <i>Packet 3 DUE 12/6</i></p>	<ul style="list-style-type: none"> <li>• Draw a dead bird in a beautiful landscape</li> <li>• Draw a flower growing next to a turned over garbage can</li> <li>• Draw the view from a porch, looking out onto a countryside</li> <li>• Make a drawing of horse pastures or horse pastors</li> </ul>
<p>Sketchbook Week 10: <i>Emulation:</i>  <i>Packet 3 DUE 12/6</i></p>	<ul style="list-style-type: none"> <li>• Copy any work of art older than you</li> <li>• Draw Mona Lisa with a milk mustache</li> <li>• Re-create a famous painting as a drawing</li> <li>• Draw yourself in "The Scream" by Edvard Munch</li> <li>• Draw your art teacher in "The Scream" by Edvard Munch</li> </ul>
<p>Sketchbook Week 11: <i>Architecture:</i>  <i>Packet 3 DUE 12/6</i></p>	<ul style="list-style-type: none"> <li>• Draw the Colosseum</li> <li>• Draw the Taj Mahal</li> <li>• Draw the outside of your dream home</li> <li>• Draw a barn</li> </ul>
<p>Sketchbook Week 12: <i>Environment:</i>  <i>Packet 3 DUE 12/6</i></p>	<ul style="list-style-type: none"> <li>• Draw two squares of a sidewalk and make it look interesting</li> <li>• Draw the contents of a trash can contrasted with something you feel is the opposite</li> <li>• Design a way the universe was created</li> <li>• Draw your biggest fear</li> <li>• If you could cast a spell, draw what it would be</li> </ul>



Semester Two:

<p>Sketchbook Week 1: <i>Food:</i>  <i>Packet 1 DUE 2/20</i></p>	<ul style="list-style-type: none"> <li>• Draw a bland food</li> <li>• Draw a food with lots of flavor</li> <li>• Draw Kung Pow Chicken</li> <li>• Draw Loco Moco</li> <li>• Draw herbs, try and capture their scent</li> </ul>
<p>Sketchbook Week 2: <i>Animals:</i>  <i>Packet 1 DUE 2/20</i></p>	<ul style="list-style-type: none"> <li>• Draw a vicious animal</li> <li>• Draw a docile animal</li> <li>• Draw a newborn baby animal</li> <li>• Draw an animal running, leaping, soaring</li> <li>• Draw an animal in a strange habitat</li> </ul>
<p>Sketchbook Week 3: <i>Nature:</i>  <i>Packet 1 DUE 2/20</i></p>	<ul style="list-style-type: none"> <li>• Draw a rusty car among tall weeds and grass</li> <li>• Make a drawing of a volcano</li> <li>• Make a drawing of grass sprouting from in between two concrete pieces</li> <li>• Draw a rural area from an aerial perspective</li> </ul>
<p>Sketchbook Week 4: <i>Reflections:</i>  <i>Packet 1 DUE 2/20</i></p>	<ul style="list-style-type: none"> <li>• Draw the reflection from a body of water</li> <li>• Draw the reflection from a store window</li> <li>• Draw the reflection of reflection</li> <li>• Reflect on a picture of a reflection, draw your retrospection</li> </ul>
<p>Sketchbook Week 5: <i>Observations:</i>  <i>Packet 2 DUE 3/20</i></p>	<ul style="list-style-type: none"> <li>• Draw what is in the rear-view mirror of your car</li> <li>• Find a quiet place in a crowd, draw the crowd</li> <li>• Find a quiet place, draw the quiet</li> <li>• Find a noisy place, draw noise</li> </ul>
<p>Sketchbook Week 6: <i>Objects and Light:</i>  <i>Packet 2 DUE 3/20</i></p>	<ul style="list-style-type: none"> <li>• Shine a light through an open weave structure, draw the cast shadow</li> <li>• Draw an object that is lit by the light coming through mini blinds</li> <li>• Draw a portrait that is lit by the light coming through mini blinds</li> <li>• Draw something lit from a flashlight</li> </ul>
<p>Sketchbook Week 7: <i>Feet:</i>  <i>Packet 2 DUE 3/20</i></p>	<ul style="list-style-type: none"> <li>• Draw your feet</li> <li>• Draw baby's feet</li> <li>• Draw old person's feet</li> <li>• Draw dancer's feet</li> <li>• Draw feet that just walked through mud</li> </ul>
<p>Sketchbook Week 8: <i>People:</i>  <i>Packet 2 DUE 3/20</i></p>	<ul style="list-style-type: none"> <li>• Draw yourself in an imaginary place</li> <li>• Draw yourself screaming</li> <li>• Draw yourself as a bird</li> <li>• Meet a stranger, then ask to draw them (be safe)</li> </ul>



<p>Sketchbook Week 9: <i>Architecture:</i>  <i>Packet 3 DUE 4/24</i></p>	<ul style="list-style-type: none"> <li>• Create a fantasy building and landscape</li> <li>• Draw a pagoda</li> <li>• Draw a building that collapsed</li> <li>• Draw the Egyptian Pyramids</li> </ul>
<p>Sketchbook Week 10: <i>Social or Political:</i>  <i>Packet 3 DUE 4/24</i></p>	<ul style="list-style-type: none"> <li>• Make a drawing that is pure propaganda about any issue you feel strongly about</li> <li>• Make a drawing that is totally truthful</li> <li>• Make a drawing that lies all over the place</li> <li>• Make a drawing that is completely impossible</li> </ul>
<p>Sketchbook Week 11: <i>Imagination:</i>  <i>Packet 3 DUE 4/24</i></p>	<ul style="list-style-type: none"> <li>• Draw a still from your favorite film</li> <li>• Draw yourself in a music video</li> <li>• Design a picture using only primary colors</li> <li>• Draw a rubber duck in a ninja costume</li> <li>• Draw a ninja wearing a rubber duck costume</li> </ul>
<p>Sketchbook Week 12: <i>Objects:</i>  <i>Packet 3 DUE 4/24</i></p>	<ul style="list-style-type: none"> <li>• Make a drawing of a mechanical structure or machine</li> <li>• Make a drawing of a machine that oozes</li> <li>• Make a drawing of a machine that has parts that are sticky</li> <li>• Make a drawing of a fine mechanical instrument (camera) under water (use your imagination)</li> </ul>